



Multicultural Academy Charter School

2022-2023 PSES Summary Report

The Office of Research and Evaluation administers the annual **Philly School Experience Survey (PSES)** to District, Charter, and Alternative schools. The survey collects feedback from students, teachers, parents and guardians, school support staff, and school leaders to measure six key topics related to school improvement. For more information about the Philly School Experience Survey, please visit <https://www.philasd.org/pses>.

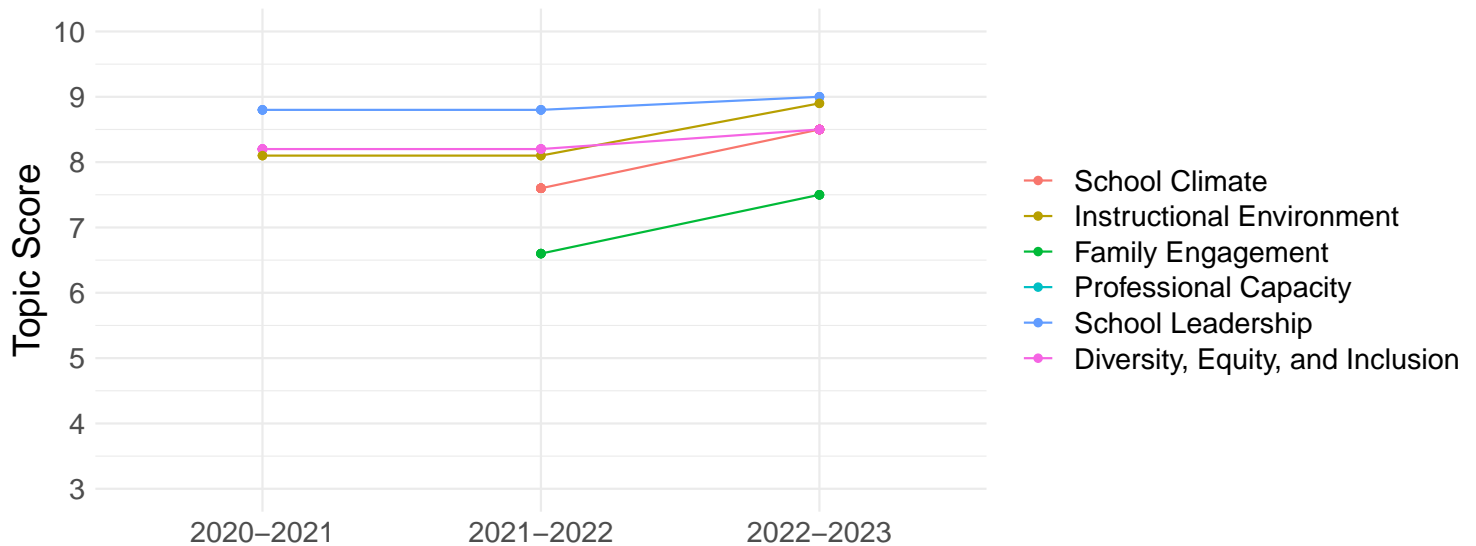
Survey Participation

Student	Teacher	Parent/Guardian	Support Staff
85%	89%	25%	NA
-1 points (YOY)	+1 points (YOY)	-1 points (YOY)	NA points (YOY)
Number of Responses: 199 out of 233	Number of Responses: 16 out of 18	Number of Responses: 56 out of 224	Number of Responses: NA out of NA

Only students in grades 3-12 participate in the survey. Data is displayed for each survey group only when there are at least five respondents and the response rate meets a minimum threshold. The minimum response rate is 25% for students, teachers, and support staff and 10% for parents/guardians.

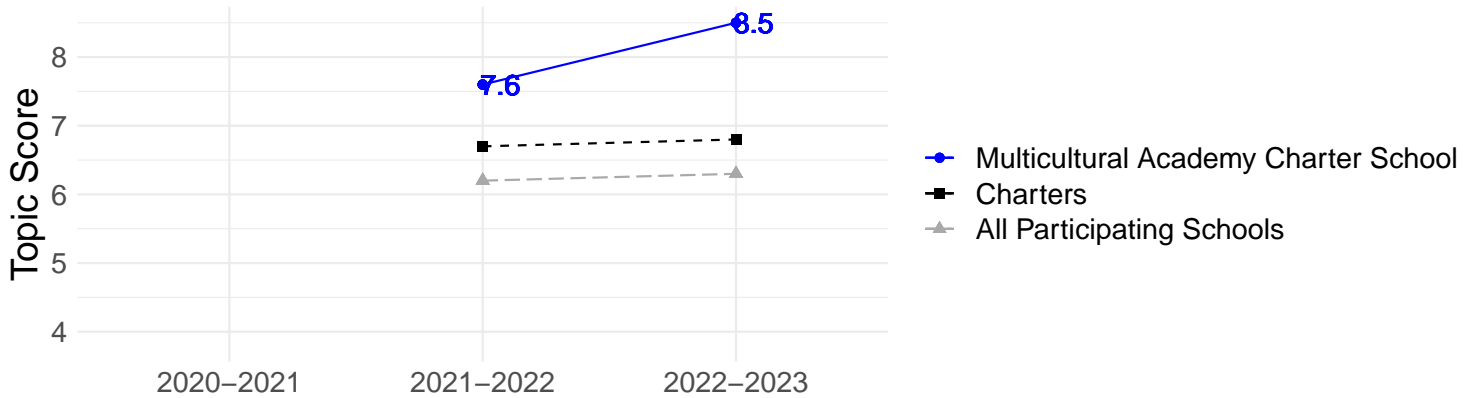
Topic Trends Over Time

The graph below shows trends in the overall topic scores for this school over time. Some topic scores may be missing if response rate thresholds were not met. In 2020-2021, some topic scores are unavailable due to survey changes in that year.



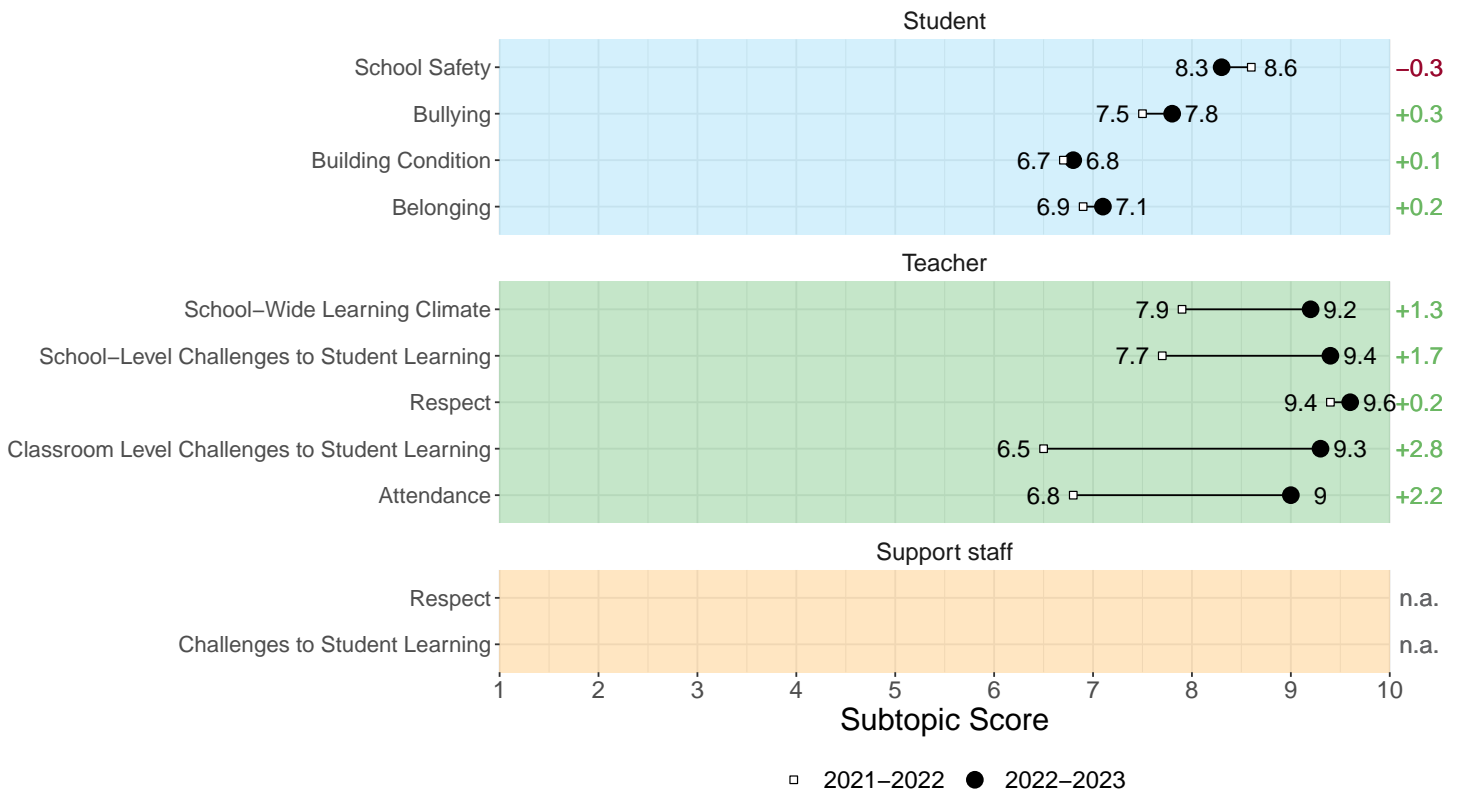
School Climate: Scores

Topic Score Trends Compared to Network and All Participating Schools



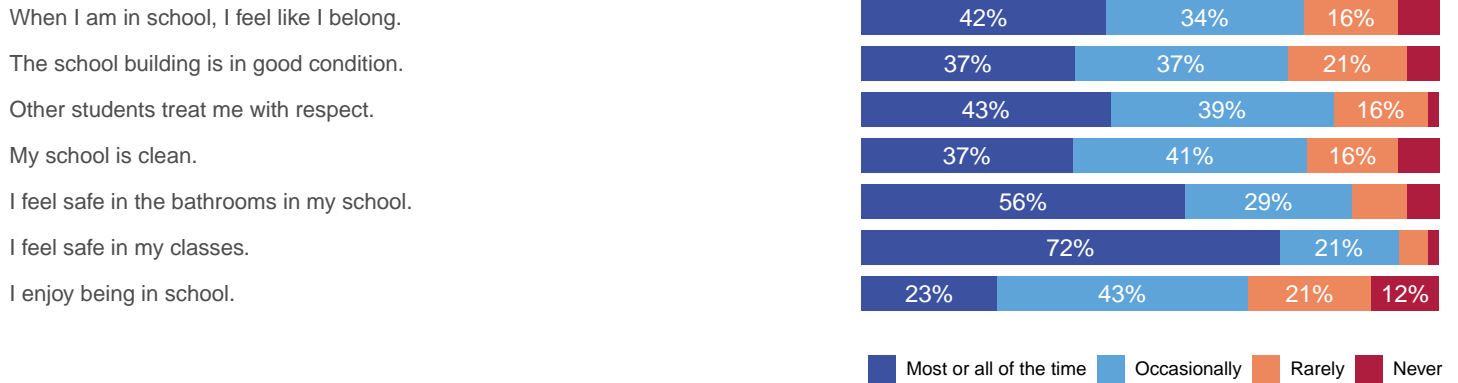
The School Climate topic score is the average of subtopic scores from the Student and Teacher surveys. All subtopic scores for these groups must be available to display the overall topic score. Note that School Climate topic scores are not available in 2020-2021 due to the absence of the Building Condition subtopic in that year (because of virtual learning).

Subtopic Scores by Survey Group

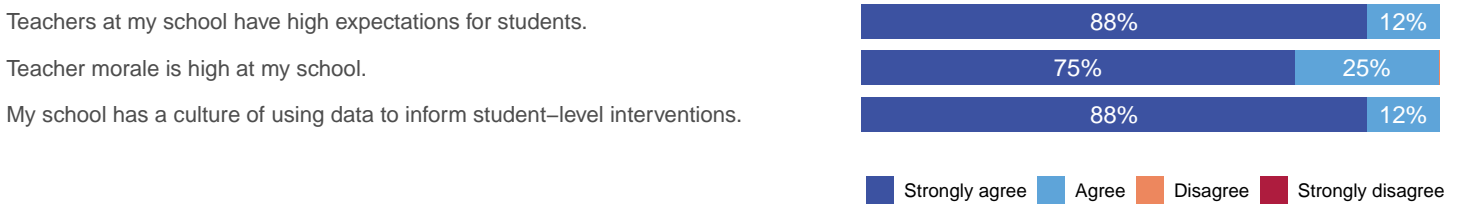


School Climate: Key Questions


Student survey: How often are these things true?



Teacher survey: How much do you agree with the following statements?

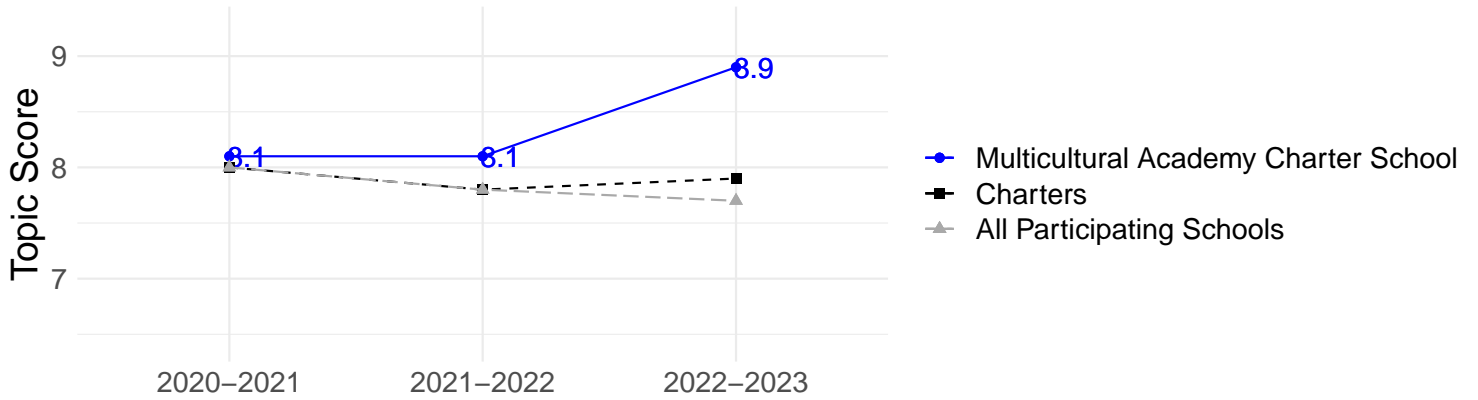


Teacher survey: To what extent do you consider each of the following factors a challenge to student learning in your school?



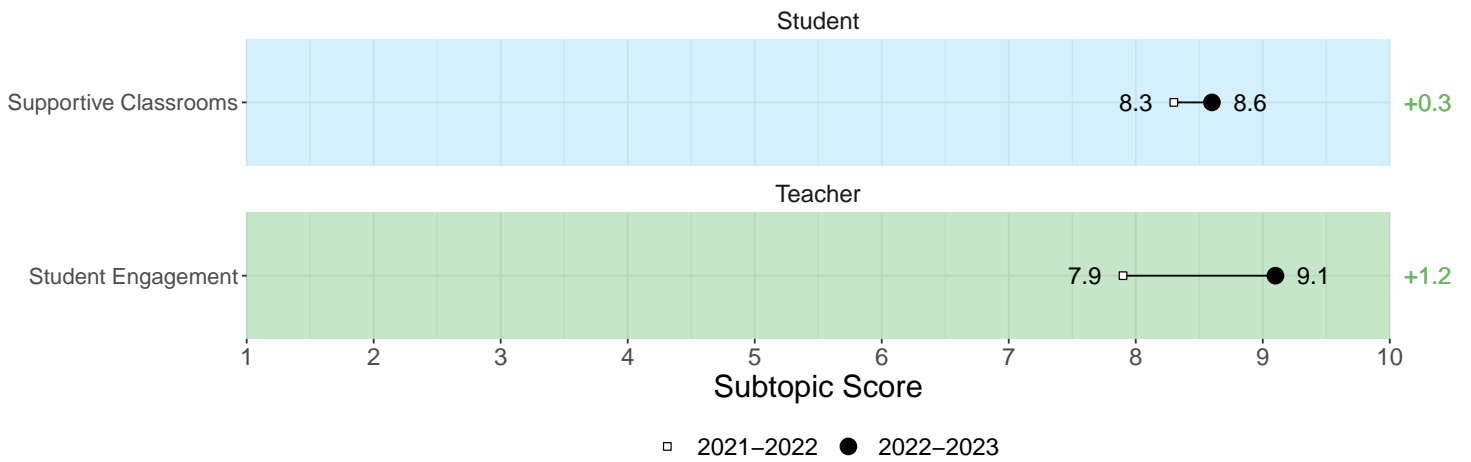
Instructional Environment: Scores

Topic Score Trends Compared to Network and All Participating Schools



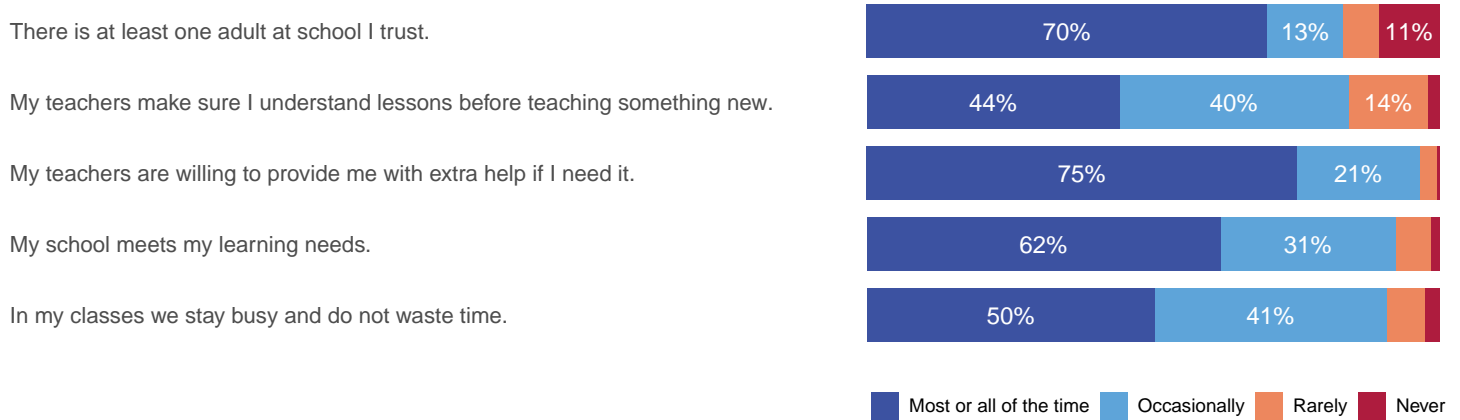
The Instructional Environment topic score is the average of subtopic scores from the Student and Teacher surveys. All subtopic scores for these groups must be available to display the overall topic score.

Subtopic Scores by Survey Group

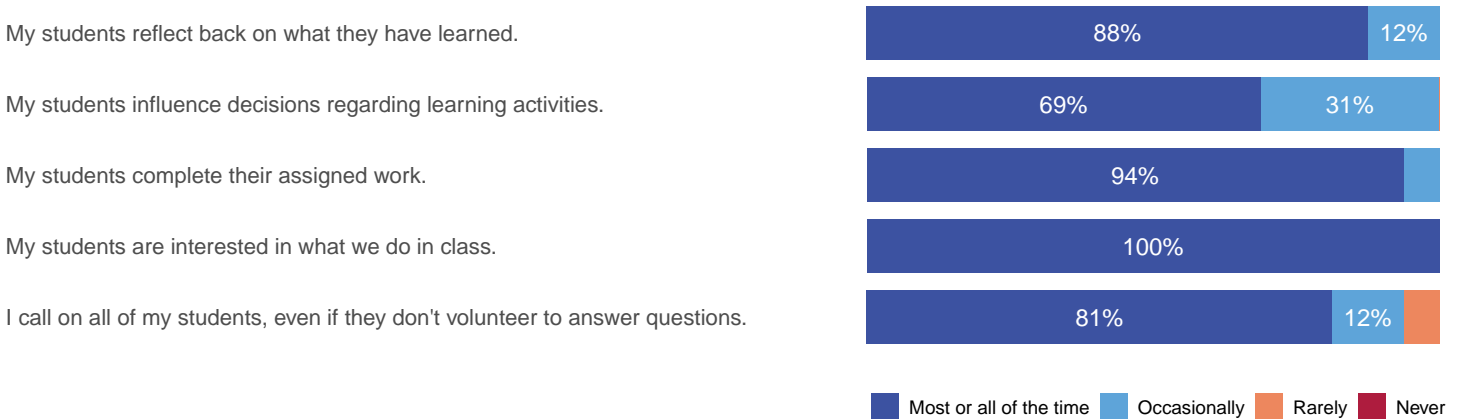


Instructional Environment: Key Questions

Student survey: How often are these things true?

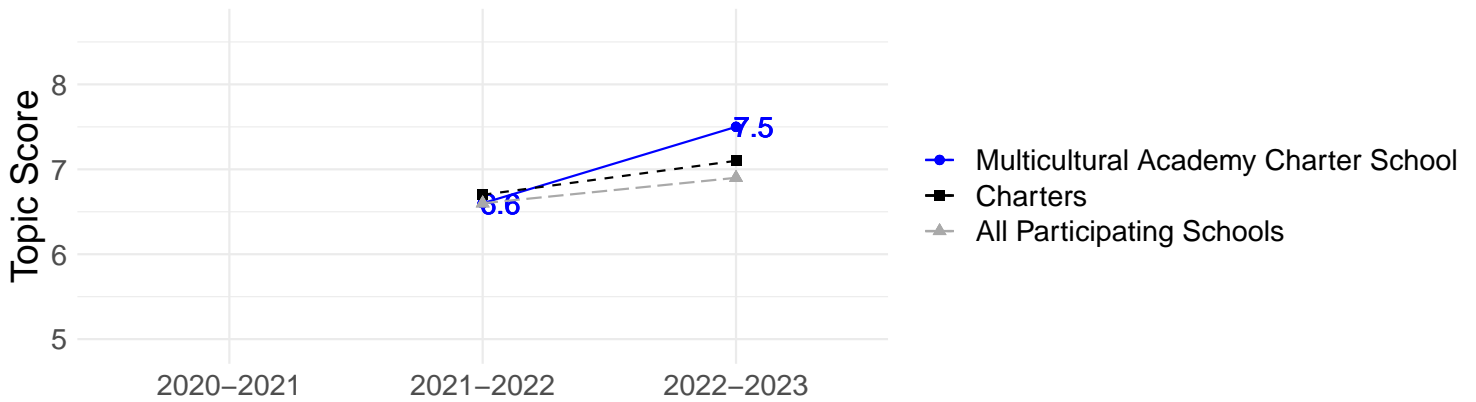


Teacher survey: How often are the following statements true about your classroom?



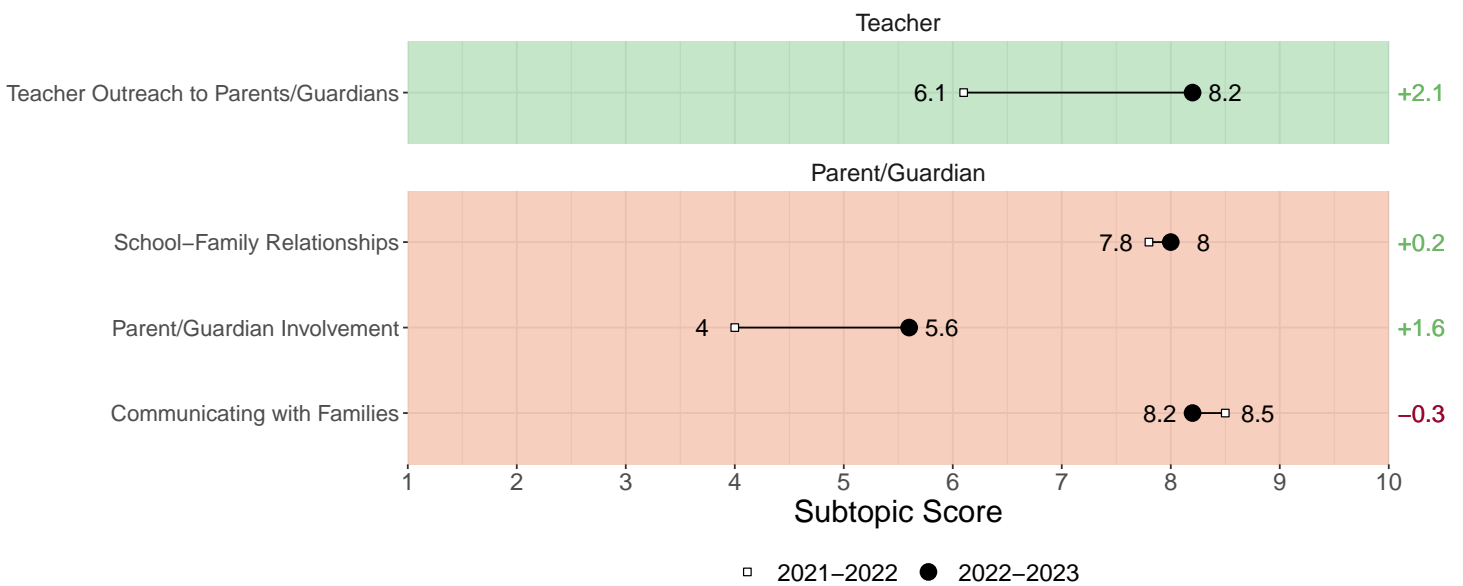
Family Engagement: Scores

Topic Score Trends Compared to Network and All Participating Schools



The Family Engagement topic score is the average of subtopic scores from the Teacher and Parent/Guardian surveys. All subtopic scores for these groups must be available to display the overall topic score. Note that Family Engagement topic scores are not available in 2020-21 because the Teacher Outreach to Parents/Guardians subtopic was revised in 2021-2022.

Subtopic Scores by Survey Group



Family Engagement: Key Questions

Teacher survey: During this academic year, how often did you do the following for a typical student?

Send emails, newsletters, or notes home telling parents and guardians what they have been learning and doing in class



Contact their parents and guardians when they are struggling academically



Contact their parents and guardians about their achievements and successes



Often Sometimes Rarely Never

Parent and Guardian survey: How much do you agree with the following?

My child's school lets me know about meetings, special school events, and family education opportunities.



My child's school gives me information about how I can help my child be successful in school.



My child's school communicates with me in a language I understand.



I know how to contact my child's teacher(s).



I feel welcome in my child's school.



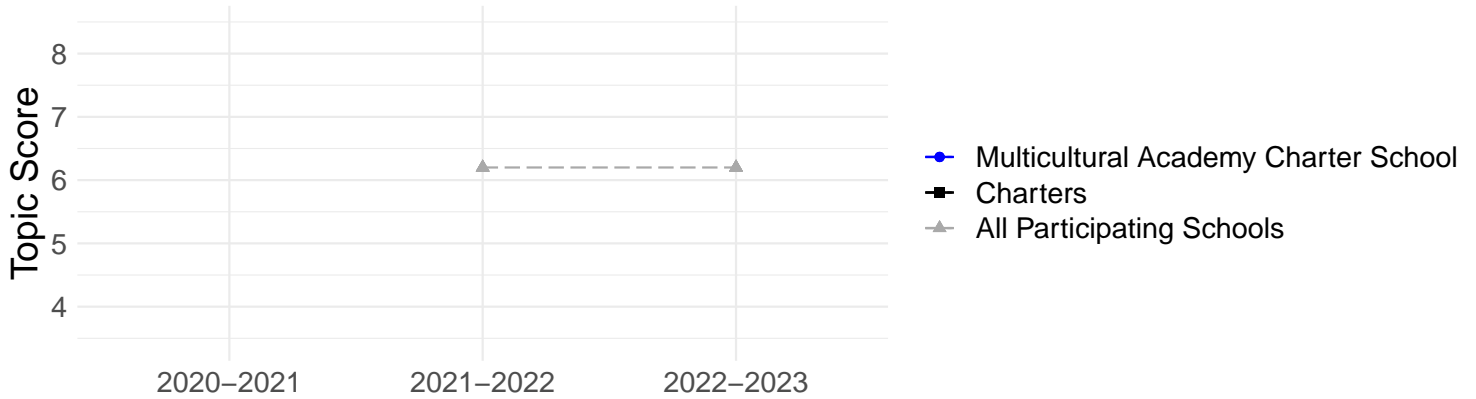
I am satisfied with the response I get when I contact my child's school with questions or concerns.



Strongly agree Agree Disagree Strongly disagree

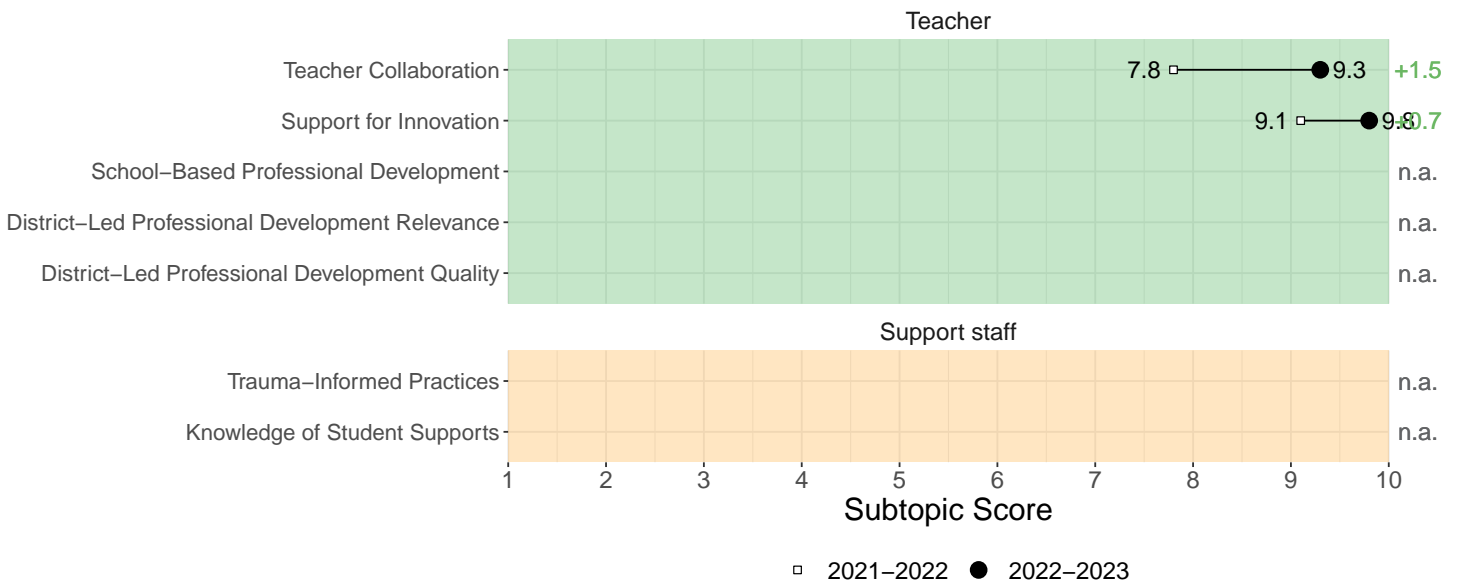
Professional Capacity: Scores

Topic Score Trends Compared to Network and All Participating Schools



The Professional Capacity topic score is the average of subtopic scores from the Teacher survey. All subtopic scores for this group must be available to display the overall topic score. Note that Professional Capacity topic scores are not available in 2020-21 because the Teacher Collaboration subtopic was revised in 2021-2022.

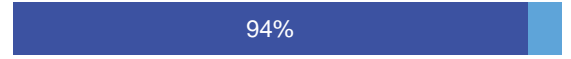
Subtopic Scores by Survey Group



Professional Capacity: Key Questions

Teacher survey: How much do you agree with the following statements?

I am free to be creative in the teaching methods and strategies I use in my practice.



I am expected to continually learn and seek out new ideas.



Strongly agree Agree Disagree Strongly disagree

Teacher survey: How often, if at all, do groups of teacher(s) at your school meet to address the following topics?

The individual learning needs of students



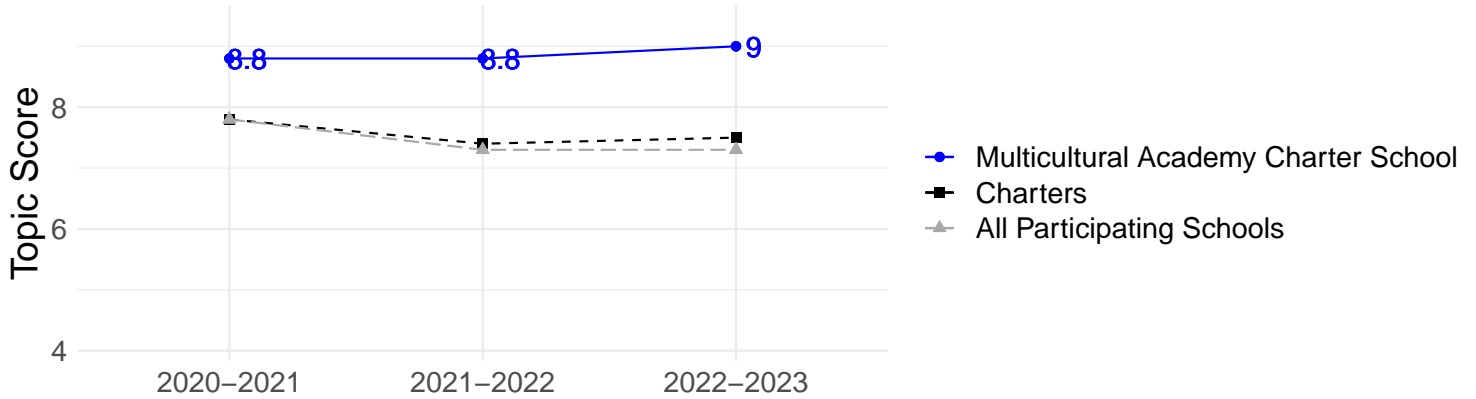
Effective instructional strategies



Often Sometimes Rarely Never

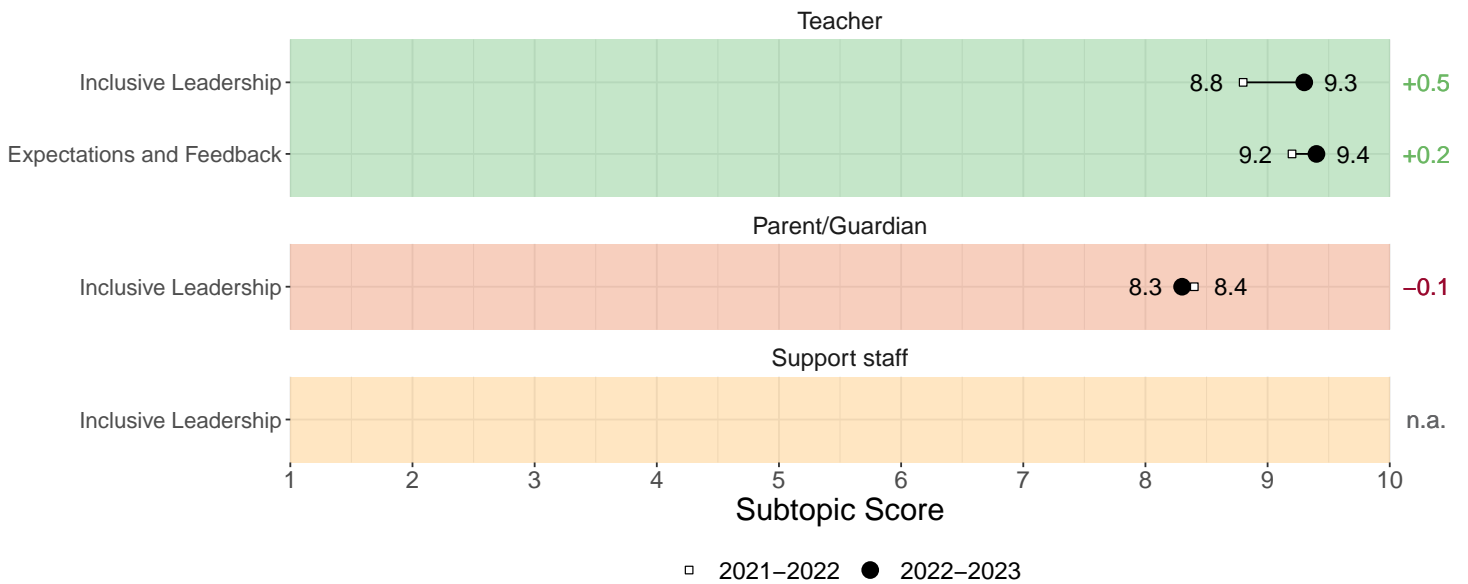
School Leadership: Scores

Topic Score Trends Compared to Network and All Participating Schools



The School Leadership topic score is the average of subtopic scores from the Teacher and Parent/Guardian surveys. All subtopic scores for these groups must be available to display the overall topic score.

Subtopic Scores by Survey Group



School Leadership: Key Questions

Teacher survey: My principal/school leader:



■ Strongly agree
 ■ Agree
 ■ Disagree
 ■ Strongly disagree

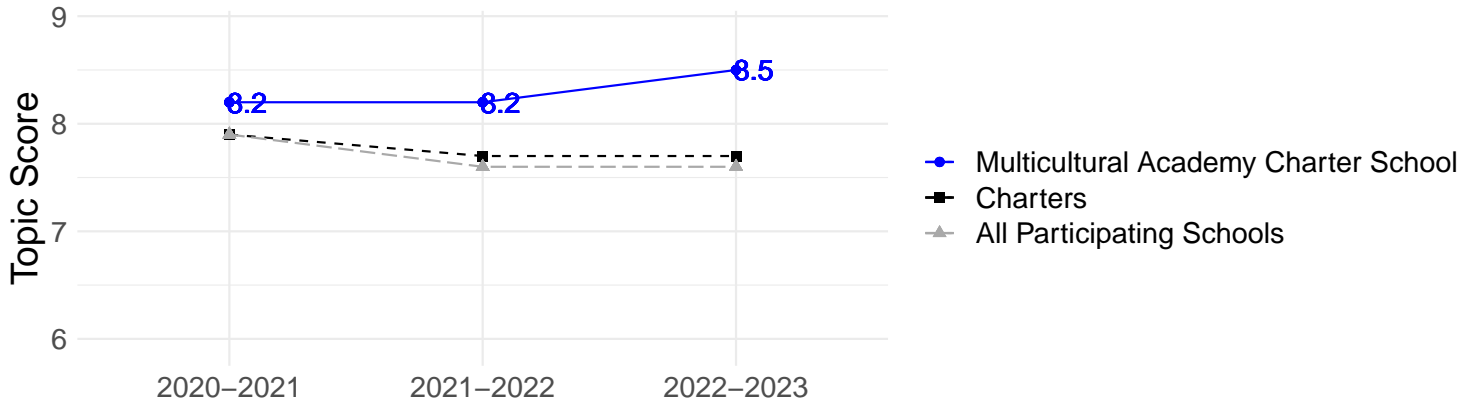
Parent and Guardian survey: How much do you agree with the following? The principal or school leader...



■ Strongly agree
 ■ Agree
 ■ Disagree
 ■ Strongly disagree

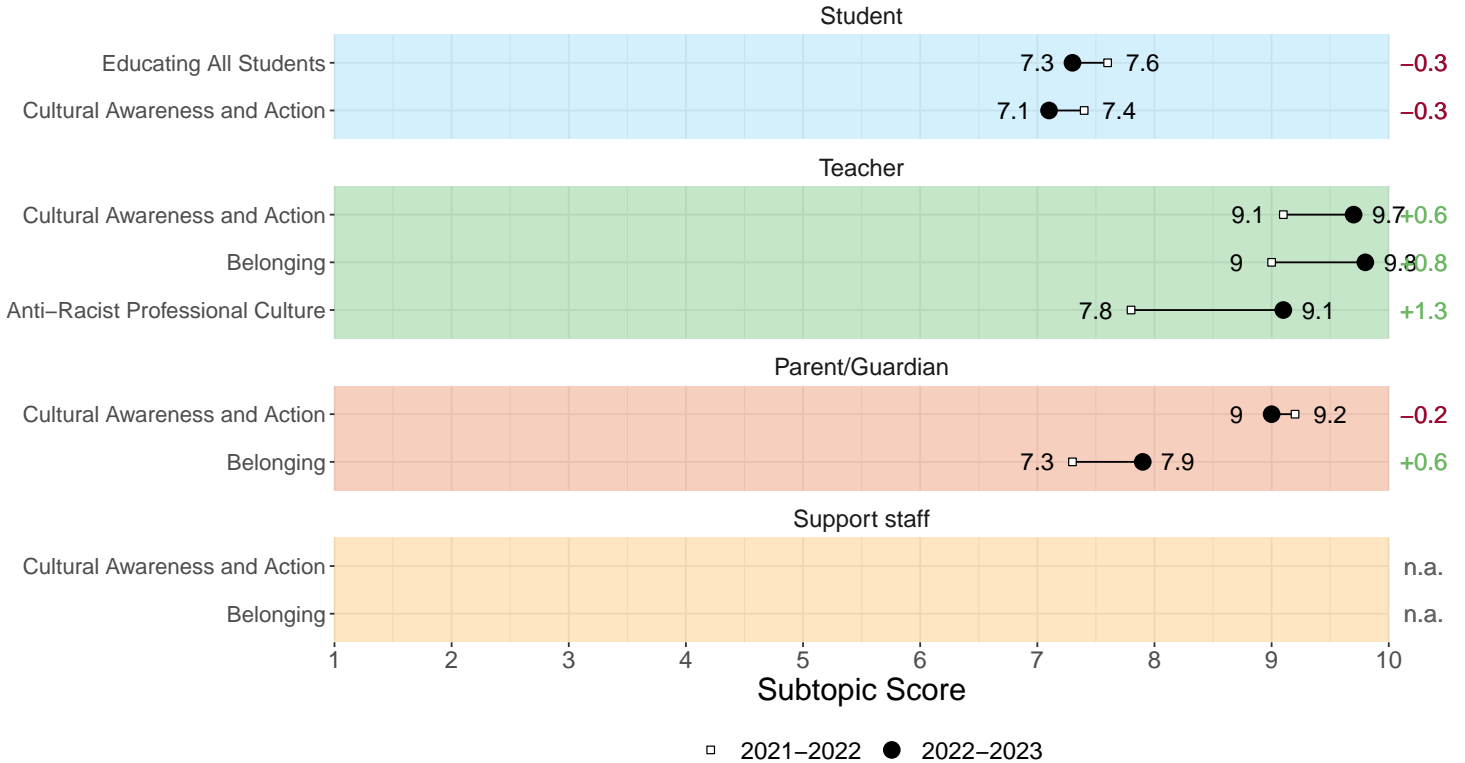
Diversity, Equity, and Inclusion: Scores

Topic Score Trends Compared to Network and All Participating Schools



The Diversity, Equity, and Inclusion topic score is the average of subtopic scores from the Student, Teacher, and Parent/-Guardian surveys. All subtopic scores for these groups must be available to display the overall topic score. Note that the student survey includes questions in this topic only for grades 6-12. Student response data is unavailable for schools serving only lower grades.

Subtopic Scores by Survey Group



Diversity, Equity, and Inclusion: Key Questions

Student survey: How often do the following things happen?

Teachers encourage me to learn about people from different races, ethnicities, or cultures.



Students at my school treat people from different races, ethnicities, or cultures fairly.



Most or all of the time Occasionally Rarely Never

Teacher survey: How much do you agree or disagree with the following?

Leaders at this school work to advance student equity.



I am comfortable discussing race-related topics with my students.



Strongly agree Agree Disagree Strongly disagree

Parent and Guardian survey: How often do the following happen?

At school, my child learns about people from different races, ethnicities, or cultures.



Adults at my child's school treat people from different races, ethnicities, or cultures fairly.



Most or all of the time Occasionally Rarely Never

Technical Notes

tinyurl.com/PSESnotes



Feedback Form

tinyurl.com/PSESfeedbacksurvey

